



For My Mom,

With Love



2026

Instructions for making the book:

This book is a special gift for Mom, lovingly created by a child
Please follow the steps below and help them create an unforgettable memory:

Draw, color, and complete each page as they feel. There are no mistakes -
everything is perfect when it comes from the heart.

My suggestions:

Use colored pencils and markers to draw Mom's face and the flower.

Use red paint and little fingers to create heart prints for Mom.

Glue cut-out paper flowers to create a bouquet for Mom.

Use paint in any color of choice to make a handprint of the child on the last
page.


You can also add stickers, glitter, or anything the child likes to make the book
even more beautiful.

At the end, the child will give the book to their mom with a smile and a big hug!

This book is not just a gift... it is a memory full of love.



I see you a thousand times more beautiful
than I can draw you ...



...and I love you more than I can say.




With my little hand...



...I drew you a flower.



Little finger-painted hearts...



...and big love..




A bouquet of flowers...



...just for you, Mom!



One day, this little hand won't fit in
yours anymore...



...so I made it a memory you can keep
forever.